



Liturgical Theology

Fall Term 2022

TM LA 201

Course Syllabus

COURSE TITLE: Overview of Liturgical Theology

Credit Hours: 3

Class Meeting Time: September 24, 2022 – December 3, 2022

Saturdays, 11 AM to 12:30 PM Eastern Time

via Microsoft Teams

Term: Fall 2022

CONTACT INFORMATION

Instructor: Fr. Tony Martinez

Email address: amartinez@anccmail.org

Phone: (575) 642-2472

Office hours: Fr. Tony prefers to be contacted first by email unless the matter is urgent. He will respond to email communications as soon as possible. If you would like him to contact you by phone, please include your number in your email. Also, please indicate if the matter is urgent.

COURSE DESCRIPTION AND GOALS

This course will look at the theology of the liturgy. We will look at the liturgy leading to Vatican II and post Vatican II. Some of the topics that will be covered are: structure of the liturgy and flow, role of music, role of the environment, liturgical year, and other liturgical and sacramental celebrations.

TEXTS

In addition to the required texts listed below, additional readings may be assigned from supplemental texts. These additional readings will be provided by the instructor as handouts at no cost to the participants.

REQUIRED TEXTS

- *On Liturgical Theology: The Hale Memorial Lectures of Seabury-Western Theological Seminary.* Aidan Kavanagh, 1985.
- *Constitution on the Sacred Liturgy.* Vatican II Document (This will be sent to you by Fr. Tony).

RECOMMENDED SUPPLEMENTAL TEXTS (NOT REQUIRED)

- *The Liturgy of the Hours in East and West,* Robert F. Taft. Liturgical Press, 1993.
- *Introduction to Christian Liturgy.* Frank C. Senn. Fortress Press, 2012.
- *A Place of Encounter: Renewing Worship Spaces.* D. Foy Christopherson. Augsburg Fortress, 2004.

ASSIGNMENTS AND HOMEWORK

All participants are expected to participate in class discussions and to complete the assigned readings in advance of each class. During the course, the instructor will ask participants to prepare two written assignments: a five-page reflection paper that will be due the last session of the term and a one-page reflection paper that will be due midway through the term. Dates for both these assignments are listed on the page with the reading assignments and subjects.

One Page assignment

The one-page assignment will cover your reflection on experience(s) of liturgical celebration. Anything over one page will not be considered for this assignment.

End of Term Paper

You will select any topic addressed during the term for this final paper. You will discuss how that topic is addressed in light of the Constitution on the Sacred Liturgy, text readings, and presentations. You may use other sources but make sure to follow the formatting and citing of the sources discussed below.

Formatting and Submission of papers: Papers must be prepared using Microsoft Word or a Microsoft Word compatible/equivalent word processor. All papers must conform to the following format:

Type font: Times New Roman 12 point. Text should be typed in regular face except for emphasis, which may be done using boldface, underlining, italics or a combination of the three. Headings and subheadings should be no larger than 16 points.

Margins, Paragraphs, and line spacing: Papers should use a one-inch margin on all four sides. Using the "Paragraph" dropdown menu, select "0" space before each paragraph and 6 pt. space after each paragraph. Doing this eliminates hard breaks that take up unnecessary space (in other words, there should be no paragraph space holders between each paragraph). Set the line spacing to 1.5.

Page numbering: Insert and center page numbers in the footer of each page (using the page number dropdown menu from the "Insert" menu tab allows you to insert and center page numbers automatically).

Citations and Notes: Documentation of your sources and ideas is essential in academic writing. Please use a standard style for uniform citations; you may wish to consult one of several style books for this purpose. You may use either footnotes or endnotes.

Submission of your papers: All papers should be converted to PDF files and emailed to the instructor before 5 PM Mountain Time on the date they are due. Papers that do not meet the formatting requirements outlined above will not be accepted and will be returned for proper formatting.

Plagiarism: Refer to the ANCTI Policies and Procedures for the ANCTI policy on plagiarism.

Late work: If a participant is aware of a situation that will cause work to be submitted late or a presentation not to be made on time, the participant should inform the instructor as soon as possible to request to be excused from the deadline for the work or the presentation date. If excused, the instructor will assign a new due date in consultation with the participant. Unexcused work/presentations will result in no credit for that work or presentation. Unexcused work/presentations submitted late because of an unforeseen emergency will be accepted when a reasonable explanation, as determined in the instructor's sole discretion, is provided.

Other policies and procedures: Participants should consult the ANCTI website (<https://antci.org>) for additional policies and procedures pertaining to Institute courses.

ATTENDANCE, PARTICIPATION, AND CLASSROOM ETIQUETTE

- Participants are expected to attend each of the ten classes of the course. Perfect attendance, while desired, is not always possible to achieve for reasons beyond a participant's control. Accordingly, a participant may have up to three unexcused class absences. Additional absences, up to five, will result in a reduction in the participant's grade. Absence from more than six classes will automatically result in the participant being withdrawn from the course, whether the participant is taking the course for credit or auditing it, and the final evaluation will so reflect.
- All participants are expected to actively engage the course material and class discussions. Class participation forms an element of the grade for participants taking the course for credit, but even those not taking the course for credit are encouraged to participate fully as discussion is a vital part of the learning experience.
- Because all classes are conducted electronically, participants must mute their microphone once the class has begun and unmute when they wish to ask a question, make a comment, or respond to something raised during the class. Care must be taken not to "speak over" one another.
- Participants are expected to always show the utmost courtesy and respect for others participating in the course.

GRADING

Where applicable, grades for this course will be determined through evaluation of class participation, assignments, and presentations, both written and oral.

Participants taking this course for academic credit in the American National Catholic Theological Institute will be graded on a Pass/Fail basis. Assignments and participation will be evaluated using the following indicators of performance:

Grading Scale

Percent Grade	Letter Grade	4.0 Scale
93-100	A	4.0
90-92	A-	3.7
87-89	B+	3.3
83-86	B	3.0
80-82	B-	2.7
77-79	C+	2.3
73-76	C	2.0
70-72	C-	1.7
67-69	D+	1.3
63-66	D	1.0
62 or less	F	0

Final grades for this course will be reported to the Registrar no later than Friday, December 17, 2022. Participants taking the course for credit should receive their grade shortly thereafter.

Course Schedule & Topics

Date	Topics	Reading Assignment	Major Deadlines
September 24, 2022	<ul style="list-style-type: none"> • Overview of the class • Introduction to Liturgical Theology 	None	
October 1, 2022	<ul style="list-style-type: none"> • Church and the World 	Constitution on the Sacred Liturgy	
October 8, 2022	<ul style="list-style-type: none"> • Signs and Symbols 	On Liturgical Theology Page 1-39	
October 15, 2022	<ul style="list-style-type: none"> • Touching the sense 	On Liturgical Theology Page 39-69	
October 22, 2022	<ul style="list-style-type: none"> • How do get the space to serve? Guest presenter: D. Foy Christopherson 	On Liturgical Theology Page 73-121	
October 29, 2022	<ul style="list-style-type: none"> • Structure and flow of liturgy 	On Liturgical Theology Page 122 -179	One page reflection paper
November 5, 2022	<ul style="list-style-type: none"> • Sacramental Celebration 		
November 12, 2022	<ul style="list-style-type: none"> • Liturgical Year 		
November 19, 2022	<ul style="list-style-type: none"> • Liturgy of the hour 		
November 26, 2022	<ul style="list-style-type: none"> • No Class 		
December 3, 2022	<ul style="list-style-type: none"> • Liturgical environment, art, and music 		Final paper

How to access Teams

You will access the class through a meeting invite sent you via outlook. You will on the hyperlink

Microsoft Teams meeting

Join on your computer or mobile app

[Click here to join the meeting](#)

Click here

Or call in (audio only)

[+1 505-312-4308,,949387146#](#) United States, Albuquerque

Phone Conference ID: 949 387 146#

[Find a local number](#) | [Reset PIN](#)

[Learn More](#) | [Meeting options](#)

This will take you to the prompt below you will click on the **Open Microsoft Teams** button.

Open Microsoft Teams?

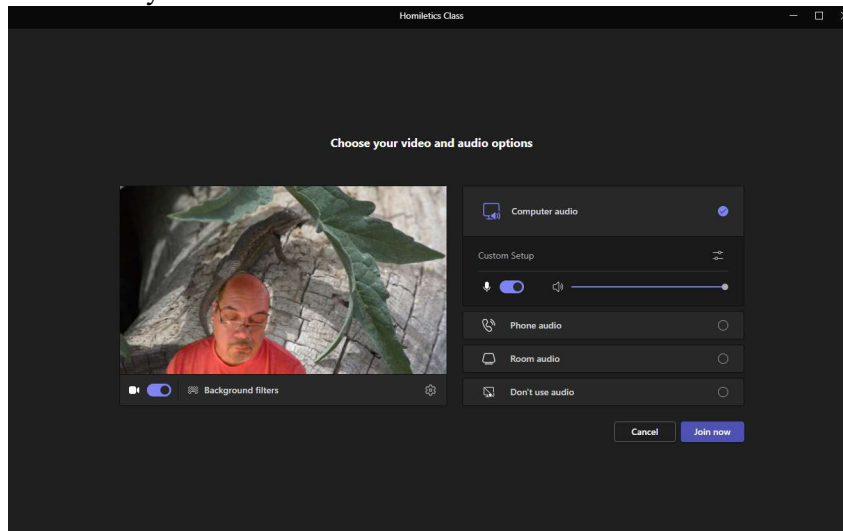
https://teams.microsoft.com wants to open this application.

Always allow teams.microsoft.com to open links of this type in the associated app

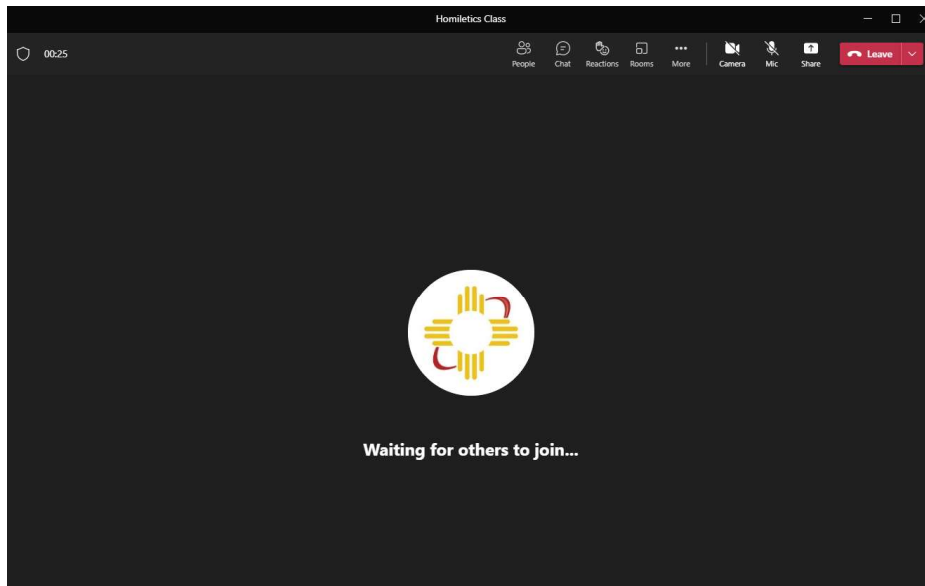
Open Microsoft Teams

Cancel

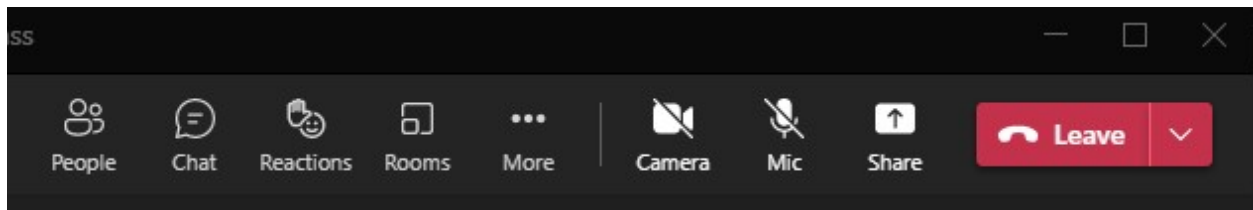
I will then open the window below you will click the **Join Now** button.



It will then open a meeting space. If you are first in the room, you will see yourself.



You will need to use your camera and microphone to turn them on the top bar. To turn the camera on click on the camera icon if there is a line through it. The microphone works the same way. If you are asked to share something the share button at top as well.



If you want to set a background, you will go to where it reads **More**, and a drop-down will show up. Go to Background effect and you can choose from those they have as standard, or you can upload a photo.